




DELIVERY VEHICLE OPTIONS



Delivery Vehicle Options

Tarmac is committed to developing industry best practice and improving our customers delivery experience.

Our blocks fleet includes a wide range of vehicle options to suit all types of site requirements.

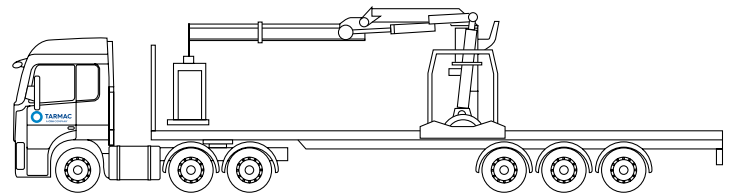
ARCTIC / CRANE

A tractor unit pulls an independent trailer which has either a fixed centre-mounted or rolling crane (see right).

These vehicle types are well proven and are more access-friendly in reality than in perception. High productivity through weight, trailer bed space and the use of a standard tractor unit makes an artic the ideal vehicle for the vast majority of locations.

A rolling crane, as the name suggests, has a crane mounted on rails. The crane can move along the length of the trailer and this gives it an advantage over centre-mounted cranes in that it can also offload to the rear of the vehicle if required.

A 'rear steer' artic can be specified, providing extra maneuverability compared to a standard artic. This is a good alternative to a wagon and drag vehicle.



VEHICLE DIMENSIONS - ARTIC / CRANE

Overall length	16m / 52'
Trailer length	12.2m / 40'
Cab length	2.5m / 8'
Gap between trailer and cab	1.3m / 4'
Crane reach	6.1m / 20'
Vehicle / trailer width	2.5m / 8.3'
Vehicle height (with crane in travelling position)	4.15m / 13' 6"
Gross vehicle weight (GVW)	44,000kg (44 tonne)
Tare (unladen weight)	17,000kg (17 tonne) approx.
Carrying Capacity	27,000kg (27 tonne) approx

CURTAIN SIDER/FLATBED

Most common articulated vehicle used for general haulage and within the retail sector. Gross vehicle weight of 44 tonnes and a normal pay load of up to 28 tonnes.



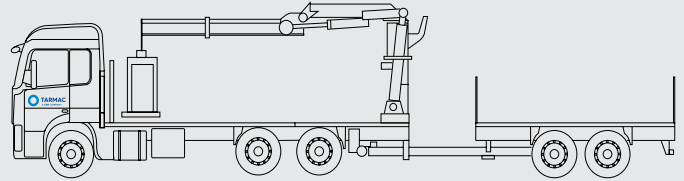
VEHICLE DIMENSIONS - CURATIN SIDER / FLATBED

Overall length	16m / 52'
Trailer length	12.2m / 40'
Cab length	2.5m / 8'
Gap between trailer and cab	1.3m / 4'
Vehicle / trailer width	2.5m / 8.3'
Vehicle height (Curtain Sider)	4.19m / 13' 9" (Euro liner 4.45m / 14'6")
Gross vehicle weight (GVW)	44,000kg (44 tonne)
Tare (unladen weight)	16,000kg (16 tonne) approx
Carrying capacity	28,000kg (28 tonne) approx

Our delivery team
can be contacted on
0345 606 2468.

WAGON & DRAG

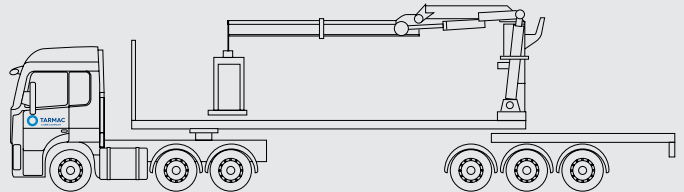
This vehicle can carry high volumes whilst being able to enter sites with limited space. For the cost of offering a 'trailer drop' solution please refer to our 'receiving block deliveries' document.



VEHICLE DIMENSIONS	WHOLE VEHICLE	FRONT END ONLY
Overall length	16m / 52'	9.75m / 32'
Prime mover length	9.75m / 32'	-
Trailer length	5m / 16'	-
Gap between prime mover and trailer	1.25m / 4'	-
Crane reach	6.1m / 20'	6.1m / 20'
Vehicle / trailer width	2.5m / 8.3'	2.5m / 8.3'
Vehicle height (with crane in travelling position)	4.15m / 13' 6"	4.15m / 13' 6"
Gross vehicle weight (GVW)	44,000kg (44 tonne)	26,000kg (26 tonne)
Tare (unladen weight)	16,000kg (16 tonne) approx	12,000kg (12 tonne) approx
Carrying capacity	28,000kg (28 tonne) approx	14,000kg (14 tonne) approx

EXTENDING VEHICLE (DROP & GO) - EC

This vehicle has a revolutionary sliding trailer meaning that if access to a site is difficult, the vehicle can be sent with the trailer retracted. This reduces the load capacity but increases accessibility, adding fantastic flexibility to the Tarmac fleet.



VEHICLE DIMENSIONS	OPEN	CLOSED
Overall length	16m / 52'	13m / 42'
Trailer length	12.2m / 40'	9.2m / 30'
Cab length	2.5m / 8'	2.5m / 8'
Gap between trailer and cab	1.3m / 4'	1.3m / 4'
Crane reach	4.5m / 14'6"	4.5m / 14'6"
Vehicle / trailer width	2.5m / 8.3'	2.5m / 8.3'
Vehicle height (with crane in travelling position)	4.15m / 13'6"	4.15m / 13'6"
Gross vehicle weight (GVW)	44,000kg (44 tonne)	44,000kg (44 tonne)
Tare (unladen weight)	17,000kg (17 tonne) approx	17,000kg (17 tonne) approx
Carrying capacity	27,000kg (27 tonne) approx	18,000kg (18 tonne) approx

To find out more about our range of BLOCKS and the best solution for your project call **0345 606 2468**
Check out our U-value Calculator www.tarmac.com/u-value-calculator

TARMAC.COM